



Applications

- Microwave antenna signal distribution
- Broadband delay-line and signal processing systems
- Frequency distribution systems
- Radar system calibration
- Phased array antenna systems, interferometric antenna arrays

Features

- 50 MHz – 40 GHz
- High dynamic range
- Fully integrated unit
- Bias control circuits for laser and modulator

Externally Modulated Transmitter SITU3040

0.05 – 40 GHz, 1550nm Externally Modulated Self-Contained Transmitter

The Emcore Small Integrated Transmitter Unit (SITU) is a high performance externally modulated transmitter for applications from 50 MHz to 40 GHz. The SITU3040 is a fully integrated unit that contains both the optics and the control electronics. Only DC input voltages and the RF signal are required for operation.

The units can be used to construct transparent links for antenna remoting. The broad bandwidth is intended for applications such as electronic warfare and Ka band systems. Other applications include delay lines and signal processing systems.

The system operates at a nominal wavelength of 1550 nm. Wavelength selected lasers on the ITU grid are also available for WDM applications.

Performance Highlights

	Min	Typical	Max	Units
Frequency Range	.05	--	40	GHz
RF input power dBm	0	--	+25	dBm
Wavelength		1550		nm
Optical Output Power	6	7	8	dBm
Temperature Range	-40	--	70	°C

See following pages for complete specifications and conditions.

For more information on this and other products:

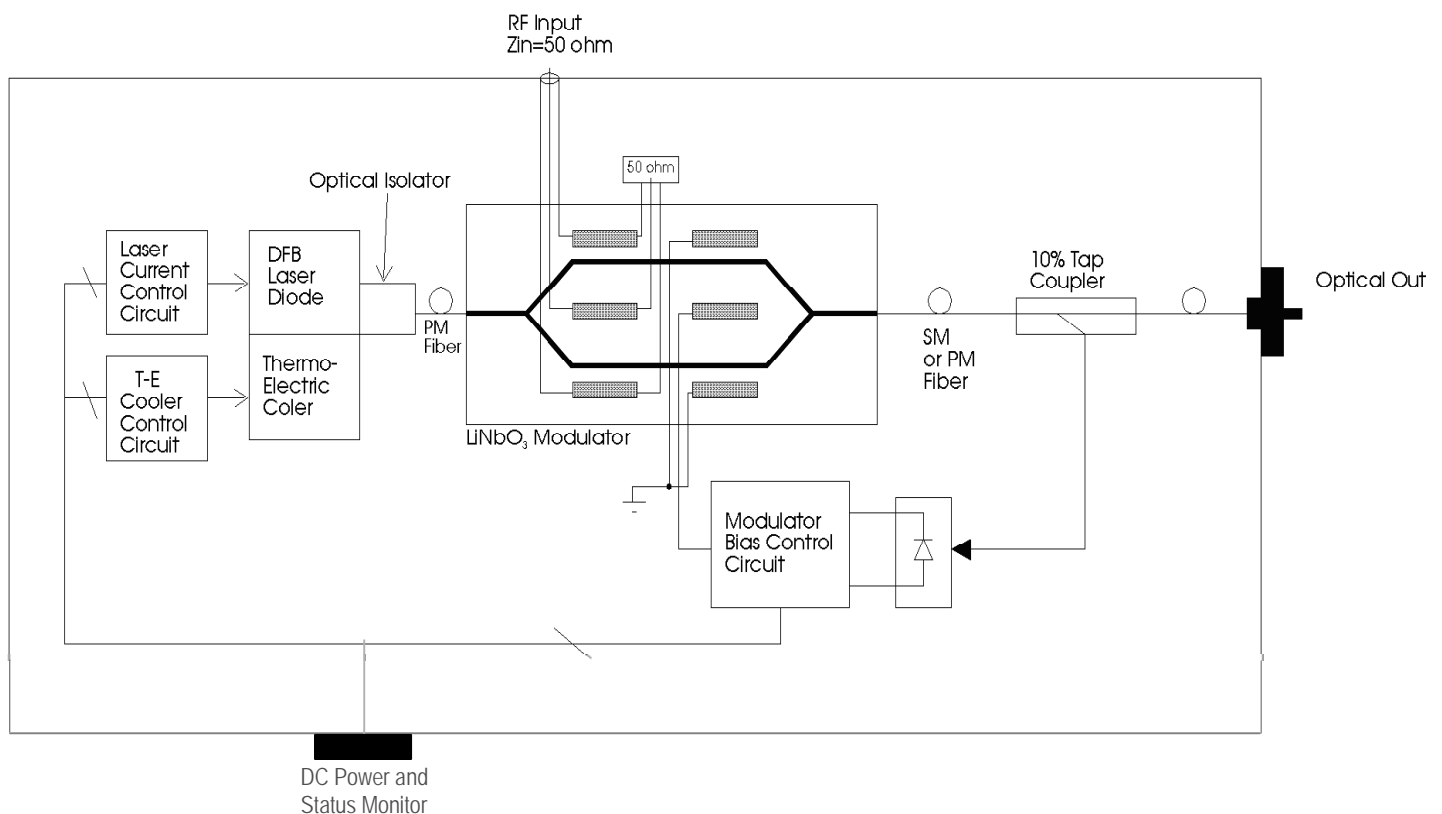
Contact Sales at Emcore 626-293-3400, or visit www.emcore.com.

Absolute Maximum Ratings

Stresses in excess of the absolute maximum ratings can cause permanent damage to the device. These are absolute stress ratings only. Functional operation of the device is not implied at these or any other conditions in excess of those given in the operational sections of the data sheet. Exposure to absolute maximum ratings for extended periods can adversely affect device reliability.

Parameter	Symbol	Min	Max	Units
Operating Temperature (within specifications)	T_{OP}	-40	70	°C
Storage Temperature	T_{STG}	-40	70	°C
RF Input	S_{in}	0	25	dBm

Reference Block Diagram



For more information on this and other products:

Contact Sales at Emcore 626-293-3400, or visit www.emcore.com.

Optical Characteristics

Parameter	Symbol	Condition	Min	Typ	Max	Unit
Wavelength	λ	-	1530	1550	1565	nm
Optical Output Power	P_L	-	6	7	8	dBm
Connector Return Loss	-	-	65	--	--	dB
Optical Connector Type		FC/APC				

Note: In order to prevent reflection-induced distortion degradation, the laser should be connected to an optical cable having a return loss of at least 55 dB for discrete reflections and 30 dB for distributed reflections.

RF Characteristics

Parameter	Condition	Min	Typ	Max	Unit
Operational Bandwidth	-	0.05		40	GHz
RF Input Impedance	-		50	-	Ω
RF Return Loss		9.5	15		dB
2 nd Harmonic Suppression	RF input 0 dBm		-75	-45	dBc
1 dB Compression Point			+25		dBm
RF Connector	K (Female) Type				

Link Performance

(SITU3040 transmitter with 0 dBm RF input and SIRU3040 receiver with 0 dBm optical input)

Parameter	Symbol	Condition	Min	Typ	Max	Unit
Link Gain	G	@ 20 GHz		-50		dB
Noise Figure	NF	@ 20 GHz		50		dB
Input IP3	IIP3	@ 20 GHz		+28		dBm
Spurious Free Dynamic Range	SFDR	@ 20 GHz		105		dB/Hz ^{2/3}
Gain Variation		50 MHz to 40 GHz			5	dB
		1 GHz to 40 GHz			10	

DC Power

Input Voltage	Max Current
+5	2 A
+15	0.1 A
-5	0.4 A
-15	0.1 A

Information contained herein is deemed to be reliable and accurate as of issue date. EMCORE reserves the right to change the design or specifications of the product at any time without notice. Ortel, the Ortel logo, EMCORE, and the EMCORE logo are trademarks of EMCORE Corporation.

EMCORE

2015 West Chestnut Street
Alhambra, California 91803-1542
Tel: 626-293-3400
Fax: 626-293-3428
www.emcore.com

For more information on this and other products:

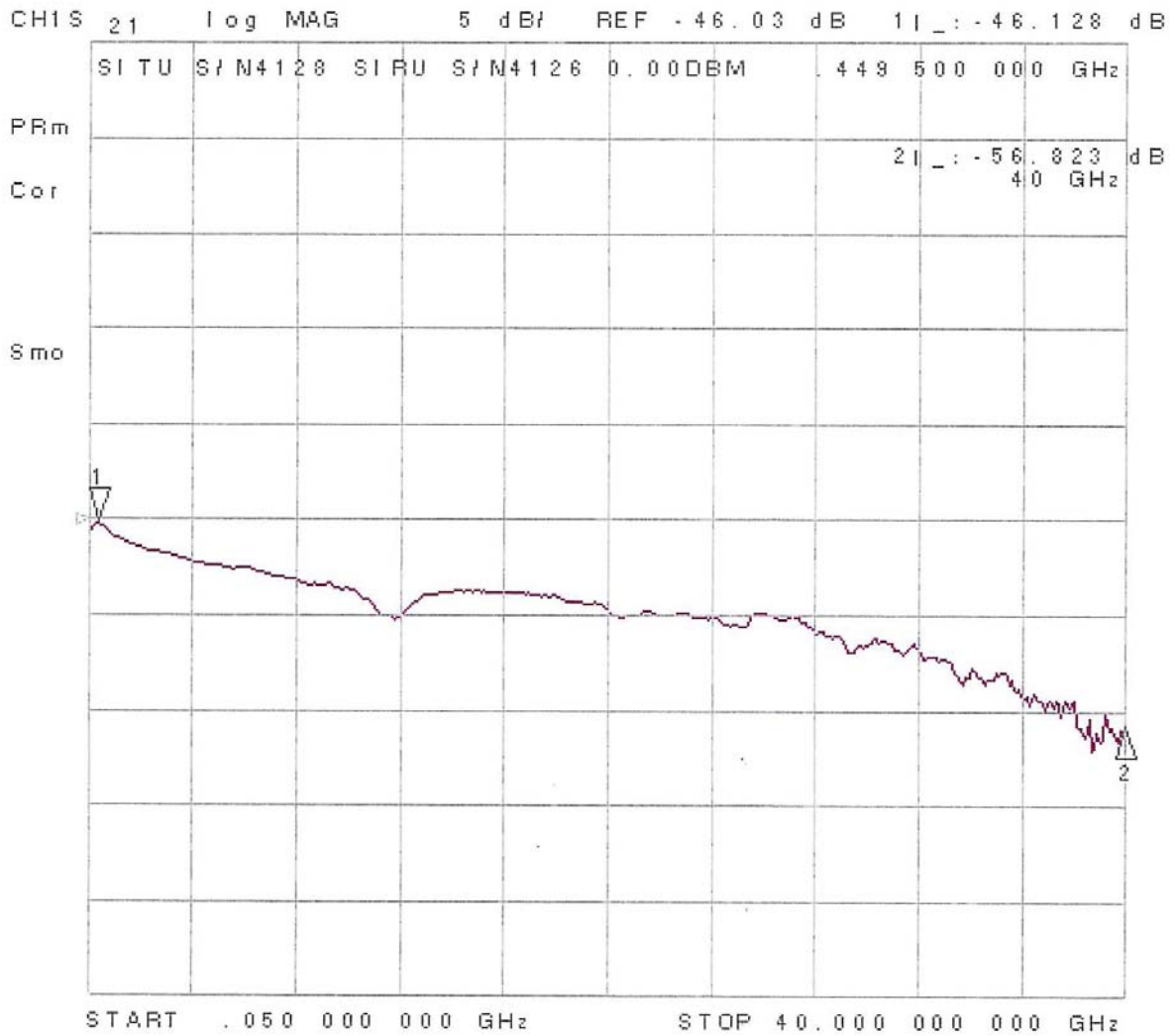
Contact Sales at Emcore 626-293-3400 or visit www.emcore.com



© Copyright 2008, Emcore Corporation

Typical Frequency Response

(SITU3040 transmitter with 0 dBm RF input and SIRU3040 receiver with 0 dBm optical input)



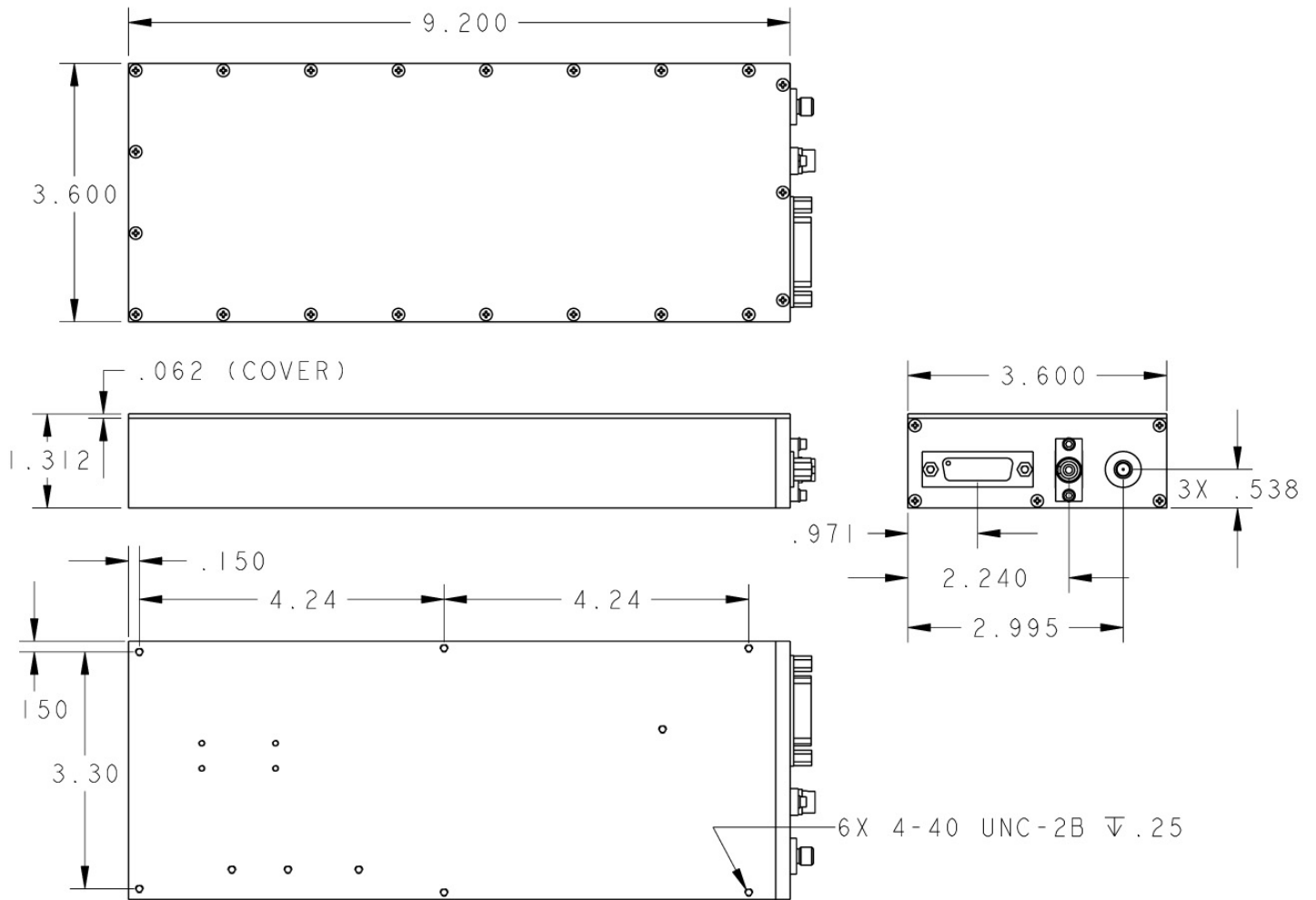
For more information on this and other products:

Contact Sales at Emcore 626-293-3400, or visit www.emcore.com.

Ordering Information

SITU-3040

Mechanical Dimensions



Information contained herein is deemed to be reliable and accurate as of issue date. EMCORE reserves the right to change the design or specifications of the product at any time without notice. Ortel, the Ortel logo, EMCORE, and the EMCORE logo are trademarks of EMCORE Corporation.

EMCORE

2015 West Chestnut Street
 Alhambra, California 91803-1542
 Tel: 626-293-3400
 Fax: 626-293-3428
www.emcore.com

For more information on this and other products:

Contact Sales at Emcore 626-293-3400 or visit www.emcore.com



D-Connector Pin Out

Pin	Function	Comments
1	+15 VDC	
2	-15 VDC	
3	+5 VDC	
4	-5 VDC	
5	Laser Current Monitor	1 V/A
6	Optical Power Monitor	0.25 V/mW
7	Reserved for factory use	
8	Reserved for factory use	
9	TX Power Control	0V off; 5V, on
10	NC	
11	NC	
12	GND	
13	GND	
14	GND	
15	Reserved for factory use	

Laser Safety

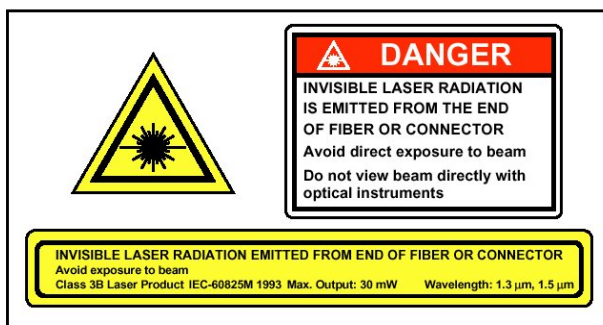
Class IIIb Laser Product

FDA/CDRH Class IIIb laser product. All transmitter versions are Class IIIB laser products per CDRH, 21 CFR 2040 Laser Safety requirements. All versions are Class 3B laser products per IEC*60825-1:1993.

Maximum Power = 8 dBm

Caution: Use of controls, adjustments and procedures other than those specified herein may result in hazardous laser radiation exposure.

*IEC is a registered trademark of the International Electrotechnical Commission.



For more information on this and other products:

Contact Sales at Emcore 626-293-3400, or visit www.emcore.com.